

M.Tarka <sup>a</sup>, L.Baudis <sup>a</sup>, E.Bellotti <sup>d</sup>, G.Bruno <sup>c</sup>, C.M.Cattadori <sup>e</sup>, R.Dressler <sup>b</sup>, R.Eichler <sup>b</sup>, S.Fattori <sup>c</sup>,

A.D.Ferella <sup>a</sup>, F.Froberg <sup>a</sup>, U.Graf <sup>f</sup>, R.Santorelli <sup>a</sup>, D.Schumann <sup>b</sup>

<sup>a</sup> University of Zurich, <sup>b</sup> Paul Scherrer Institute, <sup>c</sup> L'Aquila University, <sup>d</sup> University Milano Bicocca and INFN,

<sup>e</sup> INFN Milano Bicocca and University, <sup>f</sup> Isotope Products GmbH Berlin

## Abstract

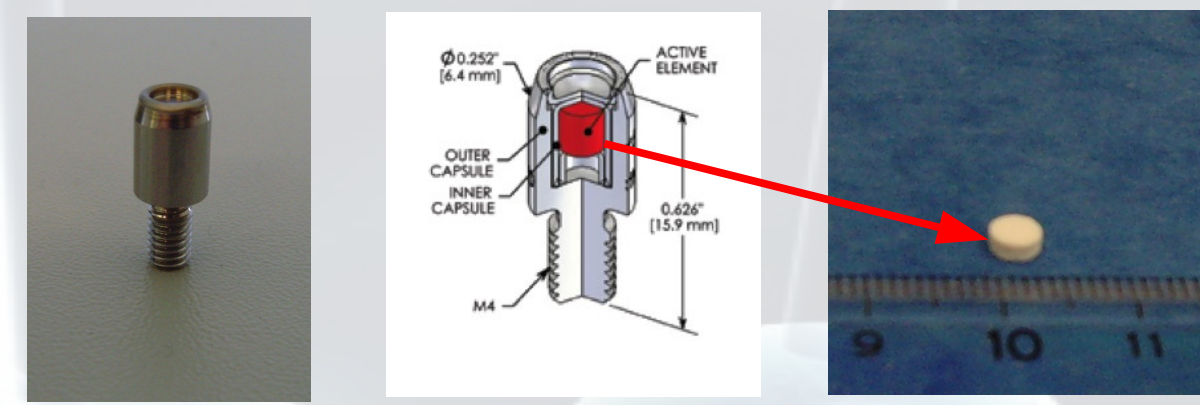
GERDA is an experiment under construction at the LNGS (Laboratori Nazionali del Gran Sasso, 3500 m.w.e.) in Italy. It will use an array of enriched <sup>76</sup>Ge detectors to search for the neutrinoless double- $\beta$  decay. This requires a minimized and well understood background. To reach a sensitivity of  $m_\nu < 0.13$  eV in Phase II for example, a background rate of  $B \leq 1 \cdot 10^{-3}$  cts/(kg·y·keV) is required. In addition to the gamma background induced by cosmic rays and natural radioactivity, neutrons from spontaneous fission and ( $\alpha$ -n) reactions can provide a considerable contribution. <sup>228</sup>Th has been established as a good calibration source candidate for GERDA due to its  $\gamma$ -emission in the region of interest around  $Q_{\beta\beta} = 2.04$  MeV. The most interesting line for energy calibration is the 2.6 MeV line and its single escape peak at 2.1 MeV. This work investigates the significance of the ( $\alpha$ -n) neutron background coming from a <sup>228</sup>Th calibration source due to its intrinsic components under the assumption that the source will be placed permanently in the GERDA-setup. For this scenario a parking position of up to 3.5 m above the detector array during data taking is assumed. For calibration runs, the source will be moved by remote control down to the detector array. First, the neutron rate from a commercial <sup>228</sup>Th source was estimated using the software package SOURCES4mv. Subsequently an alternative source production method has been developed and tested in order to minimize the neutron yield.

## Commercial <sup>228</sup>Th source

Commercially available sources for cryogenic applications consist of a porous ceramic contained inside a sealed stainless steel capsule, with the ceramic saturated with the isotopes.  $\alpha$  particles emitted by <sup>228</sup>Th interact mainly with low-Z nuclides through ( $\alpha$ -n) reactions resulting in a neutron flux. As the ceramic is in direct contact with the radionuclides, it is the most relevant material in terms of neutron production.

**Example:**  
<sup>228</sup>Th in a NaAlSiO<sub>2</sub> ceramic

**Assumptions:**  
- homogenously distributed  
- no impurities involved



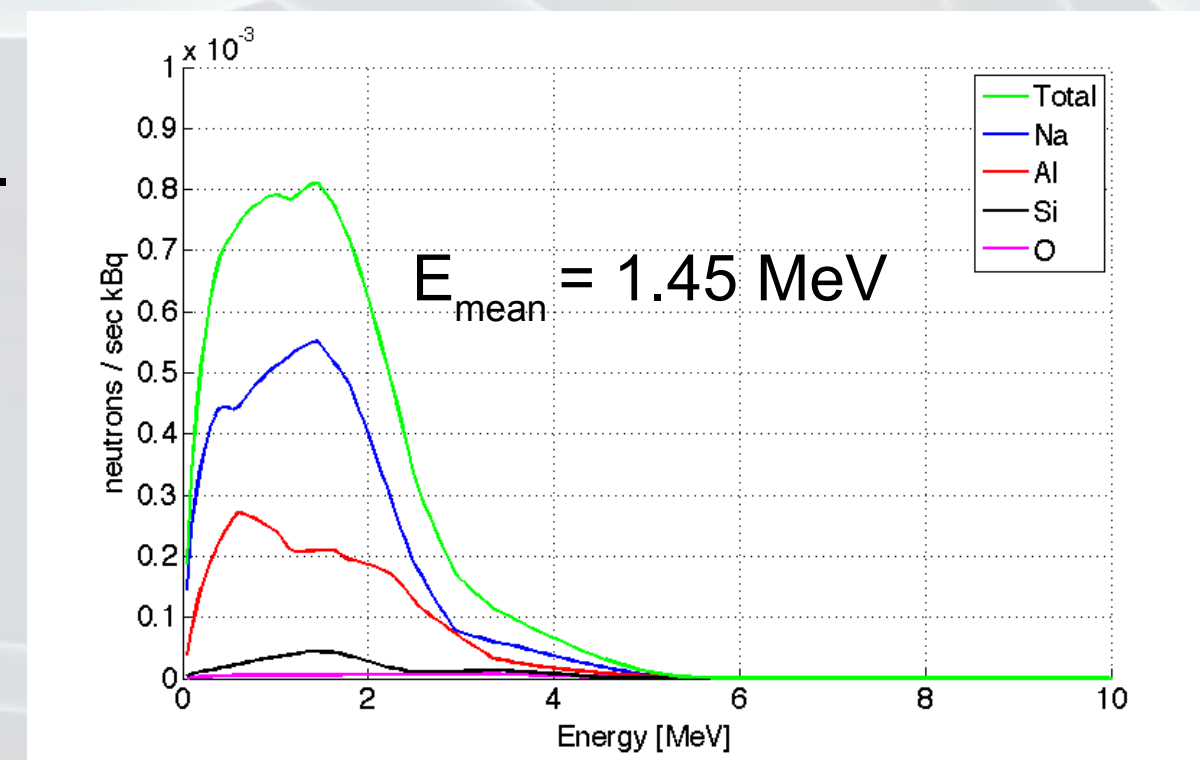
Stainless steel encapsulation    Cross section of the source    NaAlSiO<sub>2</sub> ceramic

$E_\alpha(^{228}\text{Th-chain}) = 5.2 \text{ MeV} - 8.8 \text{ MeV}$

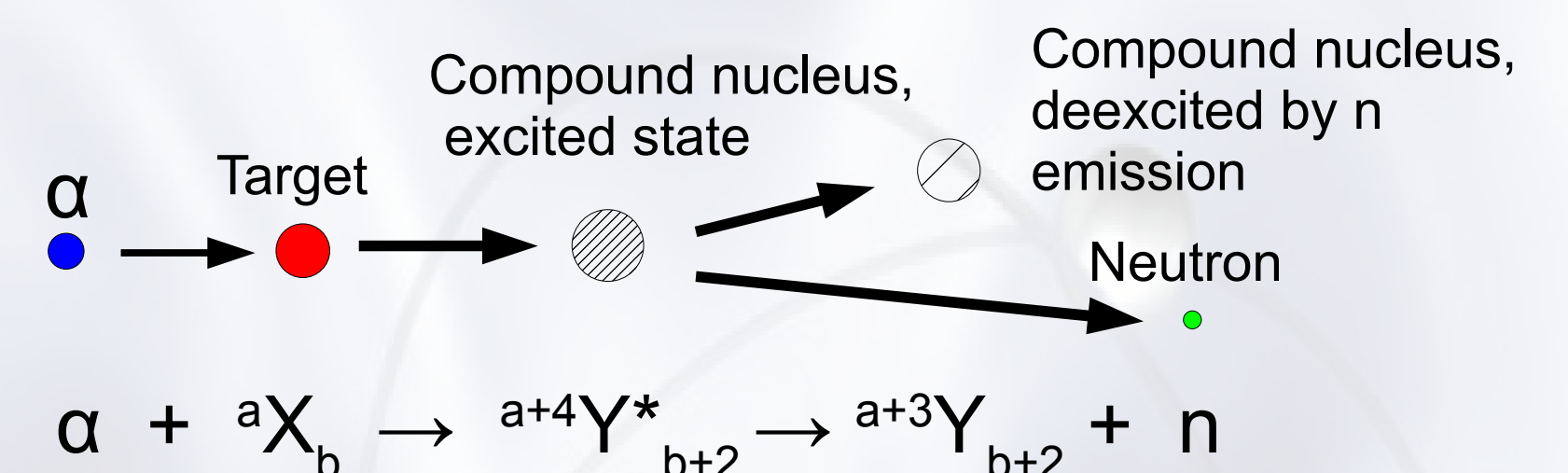
Isotope	<sup>23</sup> Na	<sup>27</sup> Al	<sup>28</sup> Si	<sup>29</sup> Si	<sup>30</sup> Si	<sup>16</sup> O	<sup>17</sup> O	<sup>18</sup> O
$E_{\text{Thr}}$ [MeV]	3.48	3.03	9.25	1.74	3.96	15.17	< 0.1	0.85
Nat.abund. [%]	100	100	92	4.68	3.09	99.76	0.04	0.2

The neutron rates and spectra resulting from ( $\alpha$ -n) reactions in a NaAlSiO<sub>2</sub> ceramic containing <sup>228</sup>Th were calculated with SOURCES4mv. The sum spectrum was implemented in a MC simulation in order to estimate the neutron-induced background in the energy range around  $Q_{\beta\beta} = 2.04$  MeV.

SOURCES4mv – neutron rate :  $3.8 \cdot 10^{-2}$  n/s/kBq  
MC - Resulting neutron background :  $1 \cdot 10^{-5}$  cts/(kg·y·keV·kBq)  
GERDA – total background goal :  $B \leq 1 \cdot 10^{-3}$  cts/(kg·y·keV)



## ( $\alpha$ -n) reaction

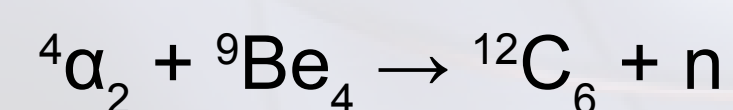


Reaction allowed if:

- $E(\alpha) > \text{Coulomb barrier}$
- $E(\alpha) > \text{Threshold energy } E_{\text{Thr}}$

$$E_{\text{Thr}} = Q(1 + m_\alpha/m_X)$$

The principle of ( $\alpha$ -n) reactions finds its application in commercially available neutron sources such as <sup>241</sup>Am-Be where  $\alpha$  particles emitted by <sup>241</sup>Am produce neutrons in Be by the reaction:



For the GERDA experiment, such reactions must be suppressed in order to minimize the neutron-induced background.

A reduction of the neutron background can be achieved by replacing the ceramic with materials exhibiting higher threshold energies for ( $\alpha$ -n) reactions. This has been done by chemical and thermal treatment of <sup>228</sup>ThCl<sub>4</sub> in a 1M HCl solution resulting in ThO<sub>2</sub>. The process took place in a crucible made from a ~100 $\mu$ m thick gold foil. Gold, with a threshold energy of ~10 MeV, does not undergo ( $\alpha$ -n) reactions in the presence of <sup>228</sup>Th  $\alpha$ -radiation and is thus a good matrix material for the ThO<sub>2</sub>.

## Custom <sup>228</sup>ThO<sub>2</sub> source



Evaporation

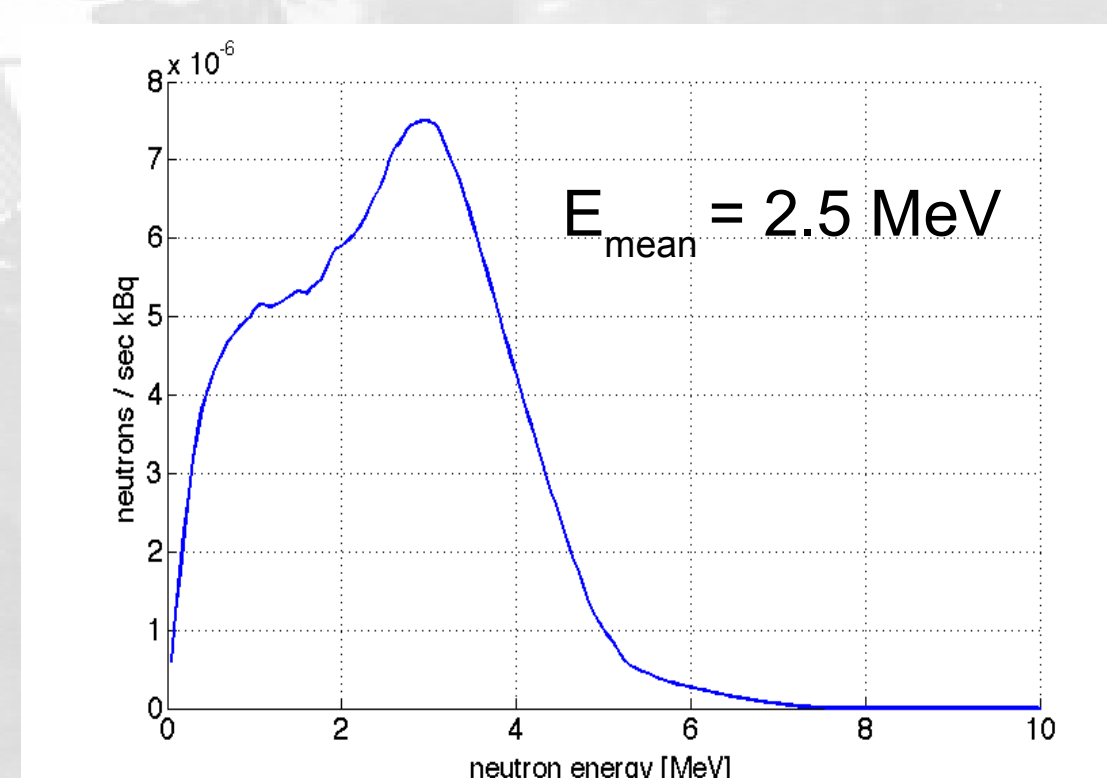


**Endproduct:**  
ThO<sub>2</sub> in goldfoil

- <sup>16</sup>O: 99.76 % ,  $E_{\text{Thr}} = 15.171$  MeV
- <sup>17</sup>O: 0.038 % ,  $E_{\text{Thr}} = < 0.1$  MeV
- <sup>18</sup>O: 0.205 % ,  $E_{\text{Thr}} = 0.851$  MeV
- <sup>197</sup>Au: 100 % ,  $E_{\text{Thr}} = 9.937$  MeV

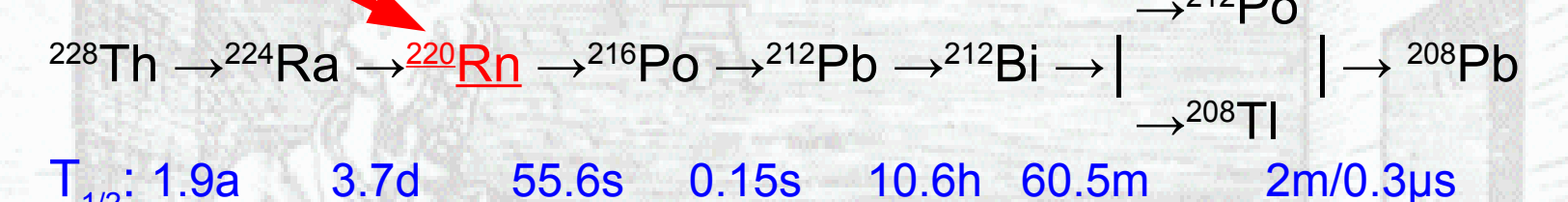
SOURCES4mv – neutron rate :  $5 \cdot 10^{-4}$  n/s/kBq  
MC - Resulting neutron background :  $8.6 \cdot 10^{-8}$  cts/(kg·y·keV·kBq)  
→ Expected background reduction by a factor of 116

<sup>220</sup>Rn gas development breaks the Th chain equilibrium



## Results

Chain restoration



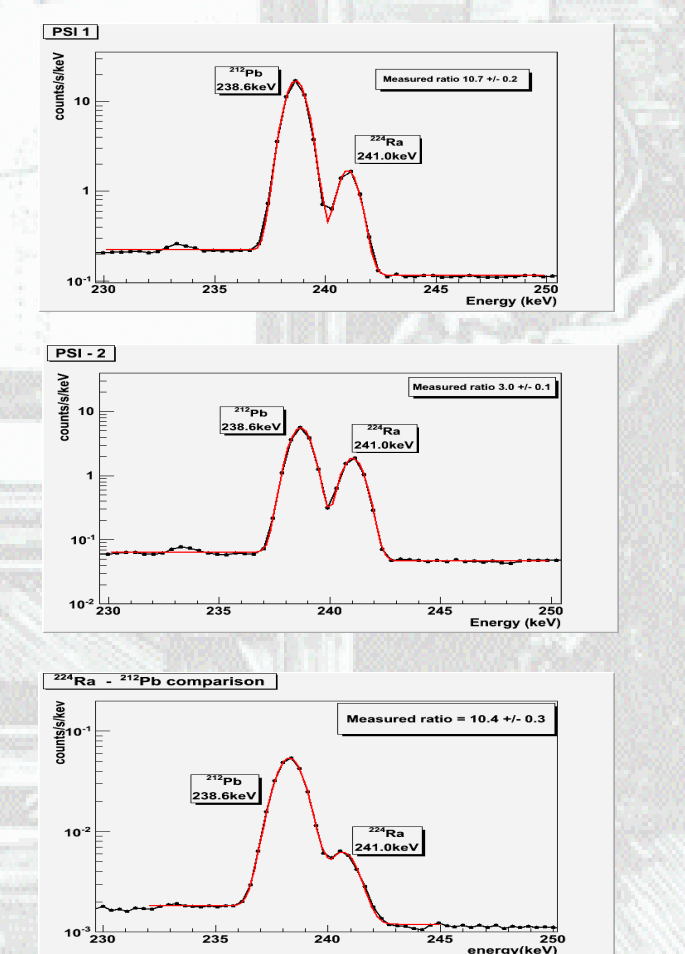
$T_{1/2}$ : 1.9a    3.7d    55.6s    0.15s    10.6h    60.5m    2m/0.3 $\mu$ s

Relative peak height ratio in equilibrium : <sup>212</sup>Pb/<sup>224</sup>Ra = 10.6

Before treatment:  
<sup>212</sup>Pb/<sup>224</sup>Ra =  $10.7 \pm 0.2$

1h after treatment  
<sup>212</sup>Pb/<sup>224</sup>Ra =  $3 \pm 0.1$

2 month after treatment  
<sup>212</sup>Pb/<sup>224</sup>Ra =  $10.4 \pm 0.3$



## 20kBq ThO<sub>2</sub> source - Neutron measurements

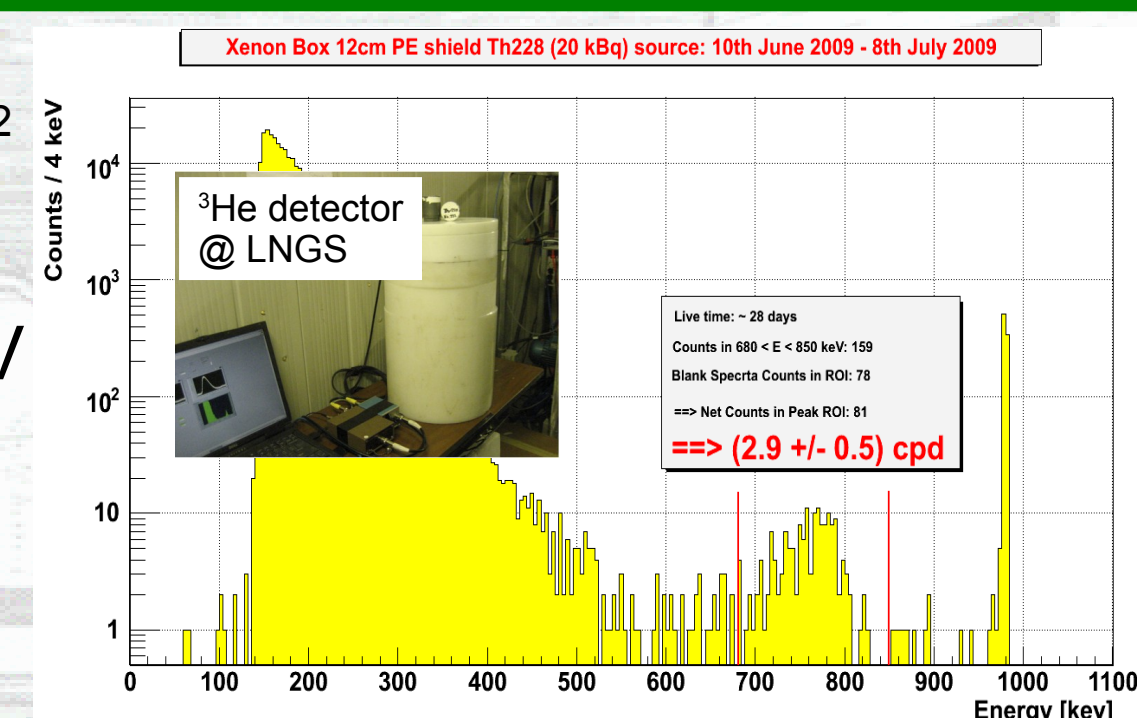
The neutron rate produced by the <sup>228</sup>ThO<sub>2</sub> source was measured with a <sup>3</sup>He detector located in the LNGS laboratory. The neutrons are thermalized to ~0.03 eV using 12.5 cm of PE between the source and the <sup>3</sup>He tube and counted via the energy release of 764 keV in the <sup>3</sup>He(n,p)<sup>3</sup>H reaction.

Detector efficiency:

$$\epsilon_{\text{tot}} = \epsilon_{\text{geom}} \cdot \epsilon_{\text{therm}} \cdot \epsilon_{\text{capt}} = 0.2\%$$

$\epsilon_{\text{geom}}$  = geometrical eff.  
 $\epsilon_{\text{therm}}$  = n-thermalization eff. in PE  
 $\epsilon_{\text{capt}}$  = therm. n capturing eff. in <sup>3</sup>He

Measured n-rate:  $R = 8.5 \pm 1.5 \cdot 10^{-4}$  n/s/kBq  
SOURCES4mv :  $R = 5 \cdot 10^{-4}$  n/s/kBq



## Activity loss during chemical and thermal treatment

The activity loss during the treatment of the <sup>228</sup>ThCl<sub>4</sub> solution has been estimated by comparing the <sup>228</sup>Th  $\gamma$ -spectra, taken with a 4x4cm Ge detector to Monte Carlo simulations. The nominal activity of the <sup>228</sup>ThCl<sub>4</sub> solution was given at 20 kBq, and the best fit between data and Monte Carlo simulations resulted in an activity of  $20.2 \pm 0.4$  kBq.

→ no measured activity loss during the treatment of the <sup>228</sup>ThCl<sub>4</sub> solution.

